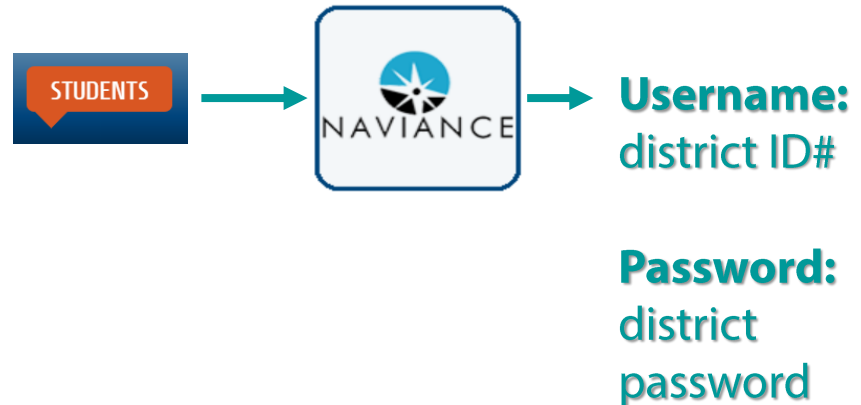


Welcome!

Entry Task:

1. Log on to your device

2. Log into **Naviance**




3. On the **sticky note** write *one advantage you have as a junior that you didn't have when you were a freshman.*

HSBP 11th Grade Lessons

10th High School & Beyond Planning

My MI Advantage

High School & Beyond Planning
Developing My Game Plan



YOUR MI ADVANTAGE

Naviance Student

Your High School & Beyond Plan

Your **High School & Beyond Plan** is a graduation requirement.

Shows up on your official transcript as **MET**

```
***** ADDITIONAL STATE REQUIREMENTS *****
ENGLISH LANGUAGE ARTS STANDARD                MET
MATHEMATICS STANDARD                          MET
SCIENCE STANDARD                             MET
HIGH SCHOOL & BEYOND PLAN                      NOT MET
WASHINGTON STATE HISTORY                      MET
```

```
***** ADDITIONAL STATE REQUIREMENTS *****
ENGLISH LANGUAGE ARTS STANDARD                MET
MATHEMATICS STANDARD                          MET
HIGH SCHOOL & BEYOND PLAN                      MET
WASHINGTON STATE HISTORY                      MET
*****
```

Complete the short survey in Naviance each year through grade 12.

Lesson Tasks

Complete the MI Advantage assessment to create a personal intelligence profile

Understand the importance of the personal intelligence profile and how to use the information to determine the career path that is right for you.

WHAT IS MI ADVANTAGE?

Your Multiple Intelligences

You will take an assessment that uses the [Multiple Intelligences](#) (MI) theory by asking you questions about how you learn best.

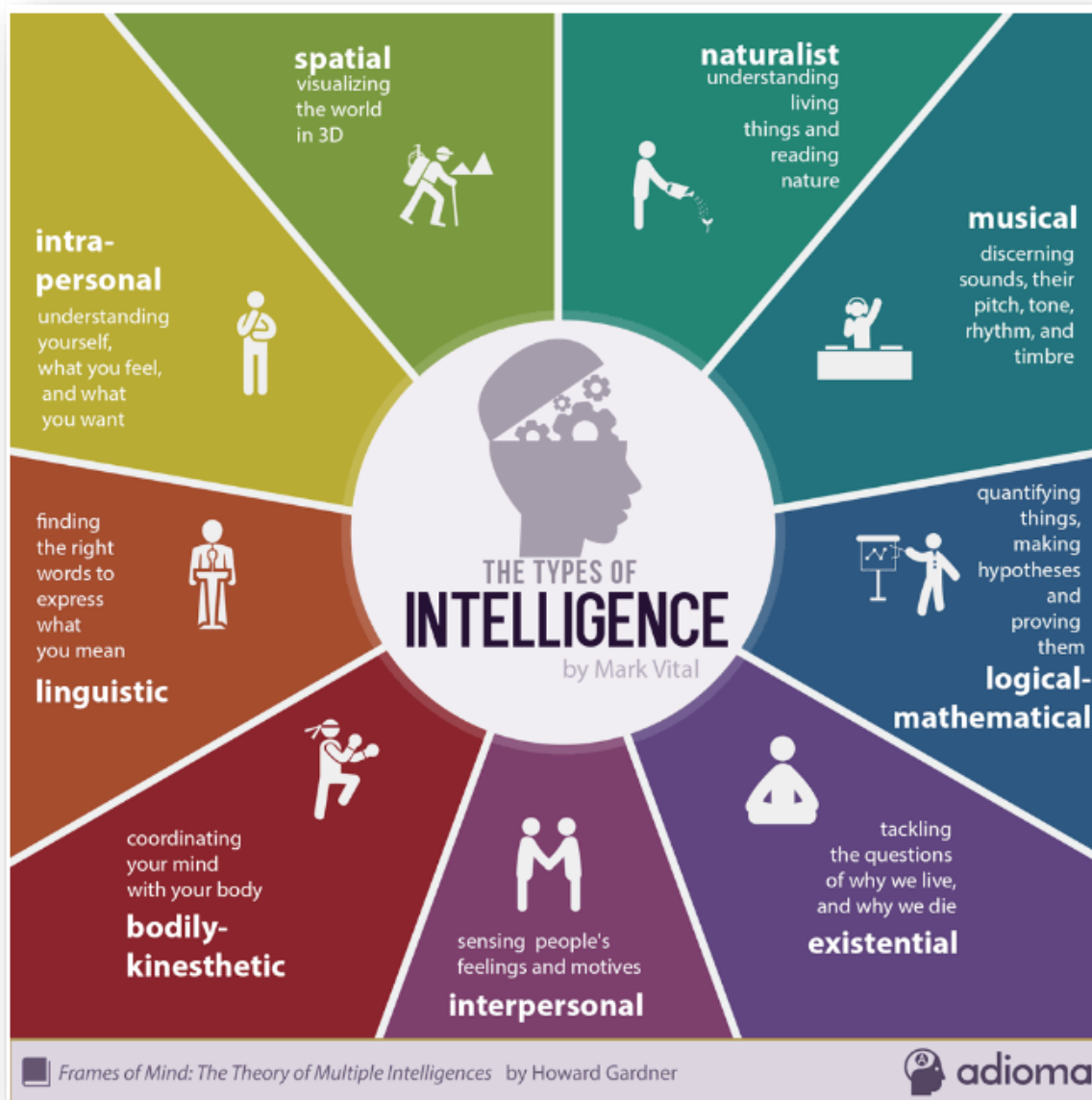


Remember...

Every person does NOT learn in the same way
Each of the [nine](#) intelligences represent different areas of the brain that process information

- **Bodily-kinesthetic**
- **Existential**
- **Interpersonal**
- **Intrapersonal**
- **Linguistic**
- **Logical-mathematical**
- **Musical**
- **Naturalist**
- **Spatial**

9 Types of Intelligence



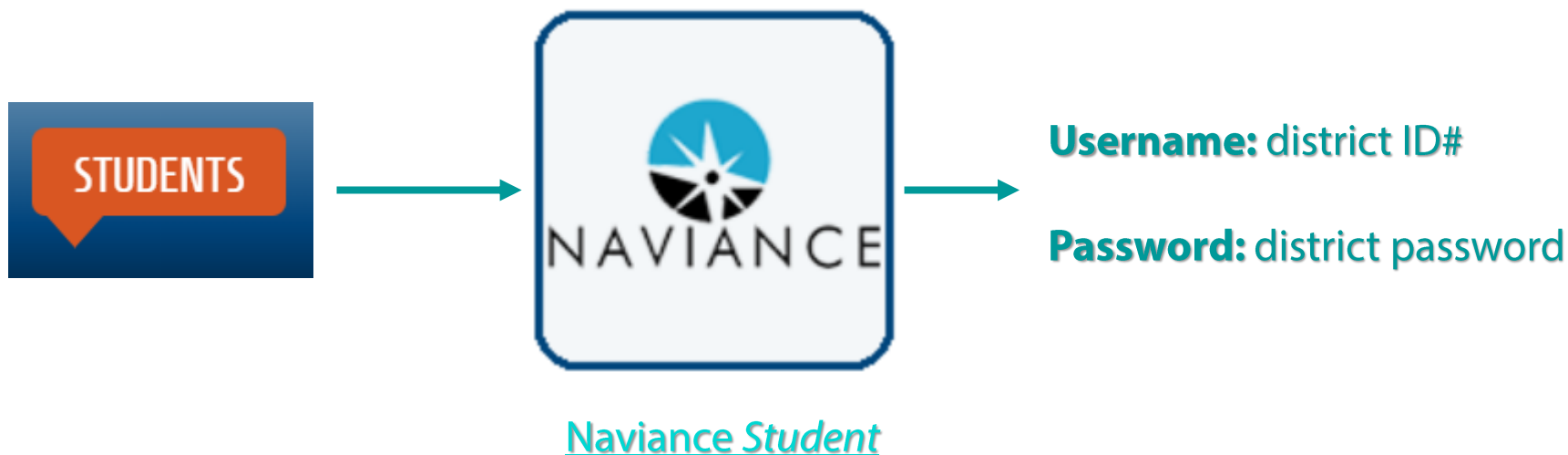
Types of Intelligence Video

Log in to Naviance Student

Click **Students** from school website

Click **Naviance** button

Log in with district ID# and password

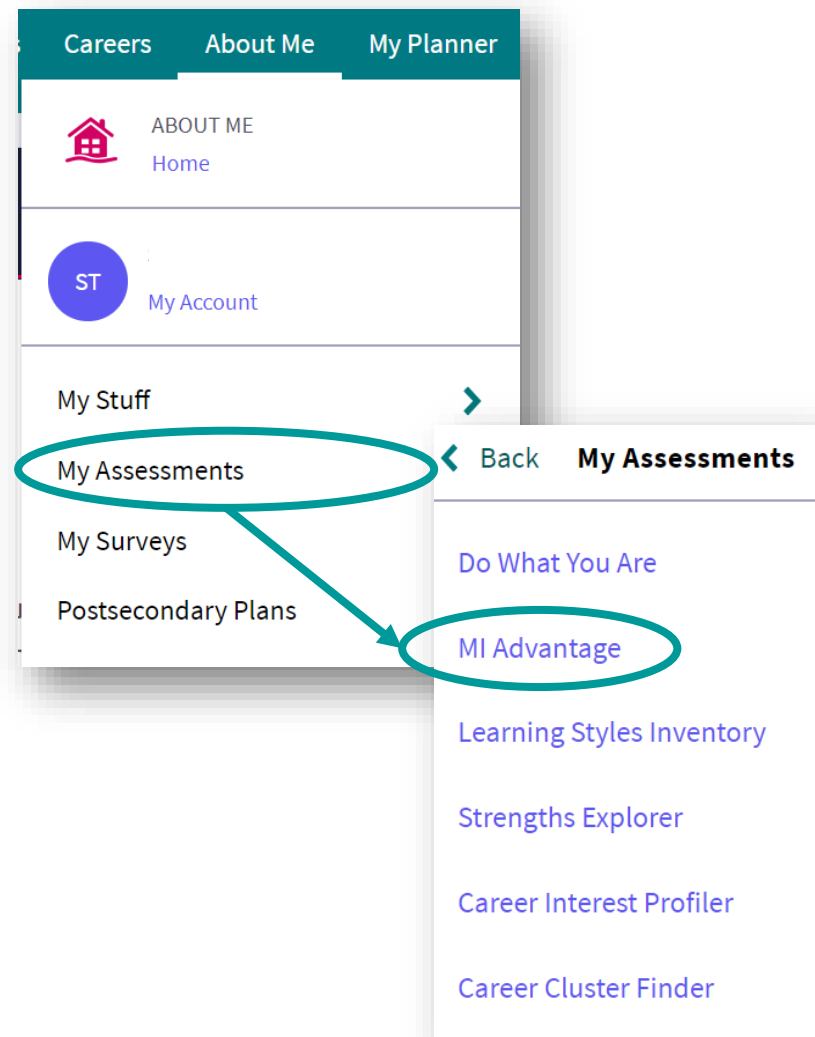


Uncover your Intelligence Profile

Click **About me > My Assessments >** then click the link to **MI Advantage**

The questions are about your abilities and preferences in different areas.

Be honest with your answers, because the results will help you make better decisions in the future!



Complete the Assessment

Click the **Take Assessment** button to begin.

The questions take less than 20 minutes. To get the best results:

- Relax, there are no right or wrong answers
- Be honest about your abilities
- Don't be influenced by what others may expect of you

Based on accurate answers, your results will help:

- You use your strengths in school, work and other activities
- Teachers and counselors understand you better
- You find out which educational and career paths are a good fit



Take assessment

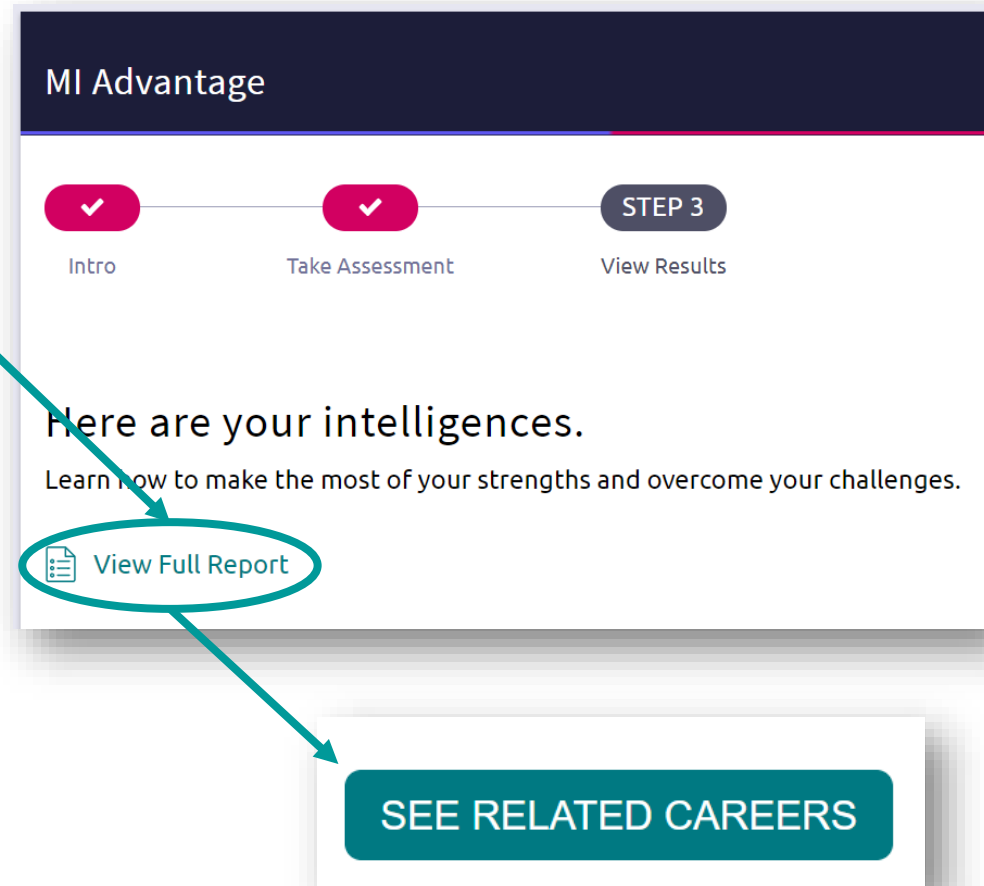
UNDERSTANDING THE RESULTS

Making the Most of Your Results

After completing the assessment, click **View Results**.

Click the link to **View Full Report** to get your detailed intelligence profile.

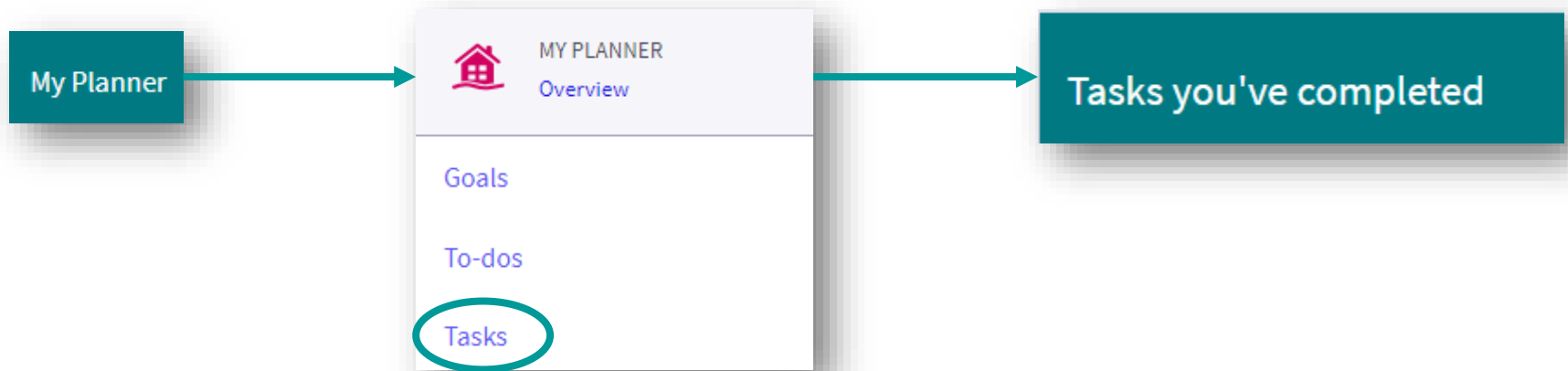
Scroll down to click the link to **See Related Careers** and get information about careers that match your strengths.



TASK COMPLETION...

Complete the Lesson Task...

To complete the lesson, click **My Planner > Tasks**. Make sure that your **MI Advantage** is listed under **Tasks you've completed**.



Stay Up to Date by Following...

@EPSNAV



epsnav



- Get the most current updates on *colleges, careers, scholarships, financial aid, etc.* without logging in!
- Instant notifications and *Naviance Student* information comes directly to you!

Naviance Questions?

If you have any questions, please contact naviance@everettsd.org.

Be sure to provide your name and school.

To check messages sent to you through Naviance *Student*, login and click the icon for your **messages** in the upper-right corner.

